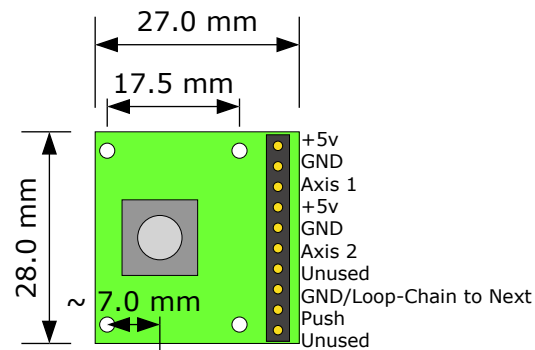


Funky Switch

Dimensions and Connections

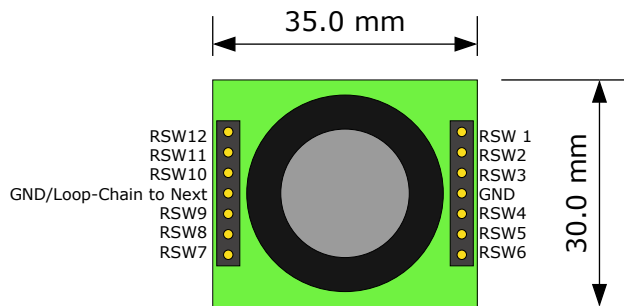
View is from the top of the assembly
(Allow 33mm for internal clearance)



4-Way Pot Stick

Dimensions and Connections

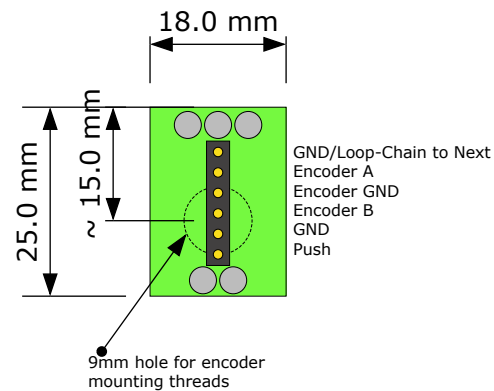
View is from the top of the assembly
(Allow 35mm for internal clearance)



12 Position Rotary Switch

Dimensions and Connections

View is from the top of the assembly
(Allow 35mm for internal clearance)



Rotary Encoder with Pushbutton

Dimensions and Connections

View is from the top of the assembly
(Allow 35mm for internal clearance)

NOTE: All connections marked "GND" MUST be connected to your circuit's GROUND pin;
All connections marked "GND/Loop-Chain to Next" MUST be either connected to your circuit's GROUND pin OR the next "GND/Loop-Chain to Next" pin on your other components referenced above.

